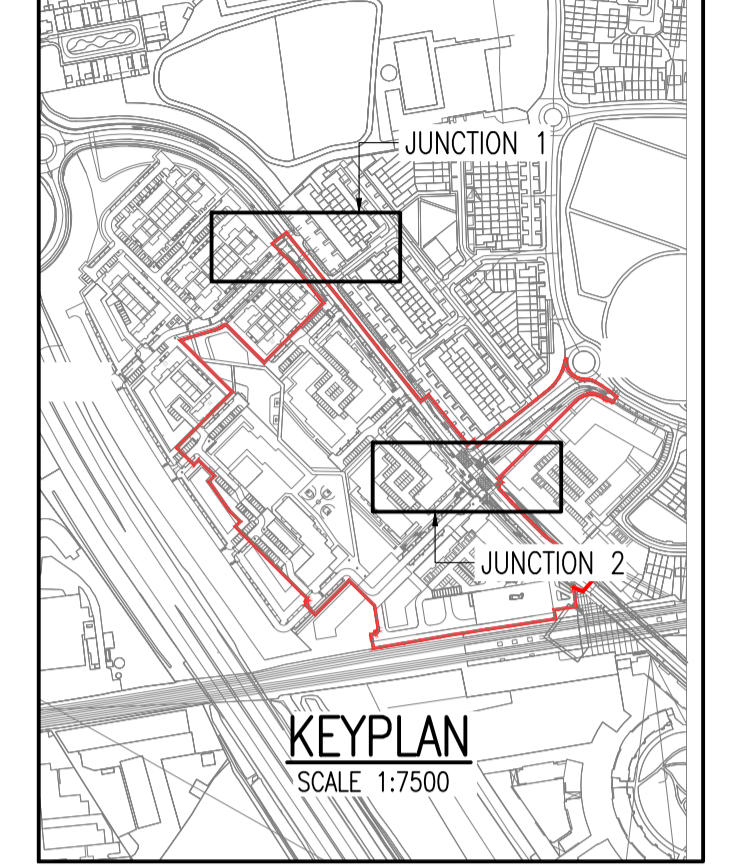






ASTERPLAN ONLY

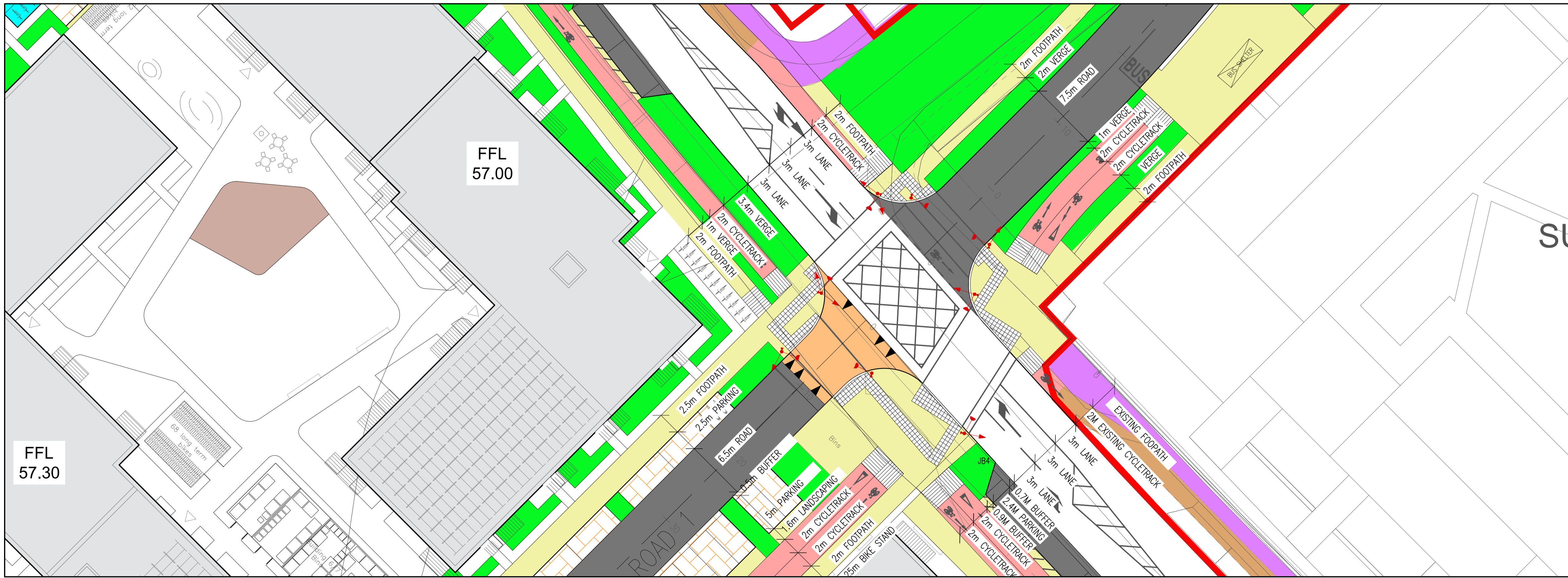
JUNCTION 1
SCALE 1:250

- NOTES:
- DO NOT SCALE. USE FIGURED DIMENSIONS ONLY.
 - THIS DRAWING IS TO BE READ IN CONJUNCTION WITH ALL OTHER RELEVANT ARCHITECTURAL AND ENGINEERING DRAWINGS.

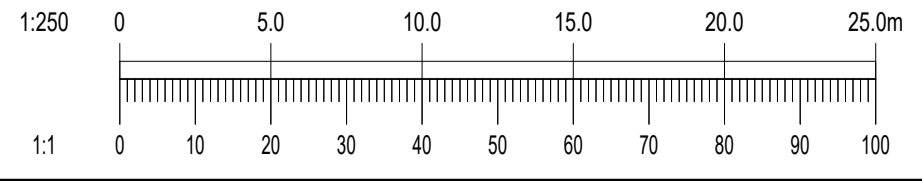


LEGEND:

-  5 ASPECT TRAFFIC SIGNAL HEAD
-  RTS001
-  RCP004
-  NEW SIGNAL POLE WITH P.B.U. (PUSH BUTTON UNIT)



JUNCTION 2
SCALE 1:250



Rev	Date	Description	By	Chk
Amendments				

Project: CHERRY ORCHARD POINT

Title: JUNCTION TRAFFIC LIGHT LAYOUT

Client: LAND DEVELOPMENT AGENCY



BLOCK S, EASTPOINT BUSINESS PARK, ALFIE BYRNE ROAD, DUBLIN D03 H3F4 IRELAND. Tel: (01) 664 8900
Email: info@waterman-moylan.ie www.waterman-moylan.ie

Status: **PLANNING**

Designed By: PJD	Approved: IW	Waterman Ref: 22-010
Drawn By: PJD	Date: OCT 2023	Scales @ A1: 1:250

Project	Originator	Volume	Level	Type	Role	Number	Revision
COP-WMC-PH1-00-DR-C-P104							